



Imported and distributed into the USA & Canada by
Mobility & Access, Inc.
 306 High Tech Drive, Oakdale, PA 15071
 Phone (724) 695-1590 Fax (724) 695-1593
 TAX ID#: 20-8037554

info@mobilityaccess.com
 www.mobilityaccess.com
  @mobilityandaccess

ORDER FORM/PRICE LIST

Revised March 2026

Ordered by/ Quoted to:

Date: ___/___/___

Name: _____

Address: _____

City, State ZIP: _____

Phone: _____

Email: _____

Payment information:

CC: _____

Exp.Date: _____ CVV: _____

Billing address: _____

Signature: _____

Term and Conditions :

SAMI strollers are made in Germany and custom built ONLY! Delivery time 6-8 weeks (Subject to change.) Production starts after receipt of payment.

Returns are not accepted.

Ships with TForce or ABF Freight, business or residential delivery, fully insured, packed on a pallet. For residential, the freight company will call to make a delivery appointment with consignee, signature is required. Do not accept the shipment if your package is damaged.

*SHIPPING: \$495.00 (US Only / AK, HI excluded)

*Shipping to Canada + Brokerage TBD

TOTAL: _____

SAMI STROLLER INCLUDES:



- Armrests with flat arm support
- Padded material
- Adjustable foot bench
- Adjustable center of gravity
- Adjustable suspension shock absorbers
- Adjustable push handles with hand brakes
- 110-130 degree adjustable back angle
- Powder-coated foldable aluminum frame
- 20" rear wheels with drum brakes (quick release)
- 12.5" front jogging wheel (fixed)
- Padded 5-point safety harness
- Aluminum Frame Canopy with viewing window
- Standard Seat Cushion
- Seat angle adjustment (0-30 degrees)



Flat Armrest Pads



Back Angle Adjustment




Seat Angle Adjustment

ITEM #	DESCRIPTION	USD
<input type="checkbox"/> MM-30002	SAMI Size S 20 degree back (up to 4' and 187 lb.)	\$6,850.00
<input type="checkbox"/> MM-30003	SAMI Size M 20 degree back (up to 5' and 187 lb.)	\$7,150.00
<input type="checkbox"/> MM-30004	SAMI Size L 20 degree back (up to 6' and 187 lb.)	\$7,450.00


SAMI COLORS

Available in six colors


- Sun canopy with **aluminum frame**
- Includes viewing window (closable) and two zipper for extension accessories




MM-30021 Olive



MM-30022 Marine




MM-30023 Plum



MM-30024 Ocean Blue



MM-30025 Red



MM-30026 Lime Green



MM-32500

Sun canopy extension

Attachment to the zipper on the sun canopy

\$225.00

WHEELS

Standard wheels:

- 20" rear wheels (2.15 brand tires)
- 12.5" Jogging front wheels (does not swivel)

<input type="checkbox"/>	MM-34201	12.5" Jogging Wheel, fixed	N/C
<input type="checkbox"/>	MM-34102	Swivel wheel 8" in exchange for 12.5 Standard Fixed Wheel	\$305.00
<input type="checkbox"/>	MM-34102	Swivel wheel 8" in addition to 12.5 Standard Fixed Wheel	\$520.00
<input type="checkbox"/>	MM-34112	Swivel wheel 8" PRO, with locking function	\$650.00
<input type="checkbox"/>	MM-34122	12.5" front wheel PRO, with locking function	\$855.00
<input type="checkbox"/>	MM-30401	Anti-tipper left	\$225.00
<input type="checkbox"/>	MM-30402	Anti-tipper right	\$225.00



12.5"
Jogging
wheel



8"swivel



8"swivel
Lockable



12.5" PRO
lockable

WHEELS

ITEM #	DESCRIPTION	USD
<input type="checkbox"/> JJ-ALLTERRAIN	All Terrain 20" Wheel set complete with 4" tires. <i>(* Must be used with Jogging wheels)</i>	\$675.00
<input type="checkbox"/> MM-35800	Spoke Cover for 20" wheels	\$175.00



All terrain wheel
**Must be used with Jogging Wheel*



Spoke cover



anti-tipper

SEAT SYSTEM

HEADREST: Adjustable via Velcro surfaces



MM-30101 \$305.00
Shell shape



MM-30102 \$275.00
Headrest V

MM-30102 Headrest with Lateral Supports



\$195.00

MM-10103-0SZSZ Advanced Headrest
(incl.head strap, 1" and 2" Spacer / Black)



\$525.00

MM-22041-0SZSZ Advanced Headrest Pad Only - Black

\$295.00

LATERAL SUPPORT: infinitely adjustable.




The pad system can be adjusted in both width and mounting position, allowing it to be used in a wide variety of applications. The flexible back system adapts to the body.

A back cushion is required when using the pads. For more flexibility and support, the pad system is recommended - see the extended range of functions

<input type="checkbox"/> MM-30211	Back Cushion Size 1	Chest Width 6-10"	\$135.00
<input type="checkbox"/> MM-30212	Back Cushion Size 2	Chest Width 8.5-12.5"	\$155.00
<input type="checkbox"/> MM-30213	Back Cushion Size 3	Chest Width 12-16"	\$175.00
<input type="checkbox"/> MM-30201	Thoracic Lateral Pad Size 1	(4x5)	\$395.00
<input type="checkbox"/> MM-30202	Thoracic Lateral Pad Size 2	(5x7)	\$405.00

SEAT SYSTEM

SEAT UNIT ACCESSORIES: Adjustable



MM-30305 \$90.00
Abduction Wedge



MM-30310 \$175.00
Comfort Cushion
anatomically shaped with memory foam (in exchange for the standard seat cushion)



MM-30500 \$215.00
Knee roll



MM-30501 \$145.00
Lumbar support

BELT SYSTEMS: Adjustable



MM-30790 **Five-Point Belt, adjustable** N/C

The five-point harness is adjustable in height and length. In addition, the five-point harness has pads which are held in position by Velcro. The adjustable strap length adapts to the size of SAMI.

2-Point Pelvic Belt, with magnetic lock "V" \$275.00



SIZE	A	B	C	D	Diagram
1	47"	1"	6"	1.75"	
2	55"	1.5"	7"	2"	
3	61"	1.5"	9"	2.75"	

Select Size MM-30771 Size 1 MM-30775 Size 2 MM-30773 Size 3

ACCESSORIES




MM-35100 **Large Rear bag** \$375.00

The bag is attached to the rear of the Sami and can be easily removed and used as a carrier bag.

ACCESSORIES



MM-35101 **Basket** \$175.00



MM-35200 **Bike Trailer attachment rod (without coupling)*** \$595.00

*Requires both anti-tippers (for wheel deflection) + belt system with 5-point to avoid submarining.

- Mosquito net/rain cover recommended for bike option.



MM-15500 **Safety kit for bicycle trailer**

Safety kit: reflectors, rear light (LED) and safety flag.



\$255.00



MM-50000D00225-00000 **Weber coupling E** \$195.00

The coupling serves as a secure connection between your bike and the bike drawbar of Sami. The permissible total load of the coupling is 176lbs.



MM-35300 **Rain cover** \$285.00

It can be quickly and easily attached to the sun canopy with a zipper.



MM-35600 **Mosquito net** \$275.00

The mosquito net protects the user from external influences such as mosquitoes, but also from fine gravel, for example. Be sure to use it for protection on bike tours.



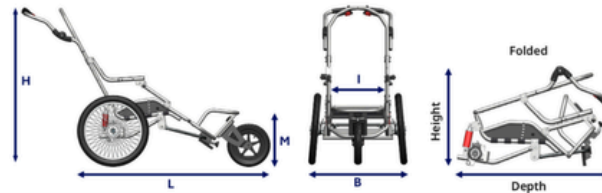
- MM-15651-SM **Leg cover lined with fleece (SMALL)** \$545.00
- MM-15652-MD **Leg cover lined with fleece (MEDIUM)** \$565.00
- MM-15653-LG **Leg cover lined with fleece (LARGE)** \$585.00

Water repellent nylon fabric on the outside and cozy fleece on the inside keep the user warm in colder temperatures. The leg cover is produced in Germany and has two full-length side zippers to make it easier to get in and out.



- STLR-SKIS **Ski Set (3 skis for front and back wheels)** \$260.00

TECHNICAL DATA



SAMI /Article number	Size S (JW-30002)	Size M (JW-30003)	Size L (JW-30004)
Body Height	3'5"-4'7"	4'1"-5'4"	4'9"-6'
Height: H	45"	47"	49"
Length: L	61"	66"	70"
Track width: B	28.5"	30.5"	32.5"
Inside/seat width: I	up to 14"	up to 16.5"	up to 18.5"
Seat height including cushion: M	17"	17"	17"
Seat depth	10"-14.5"	11"-18"	12"-19"
Lower leg length	16"	20"	24"
Total backrest height	33.5"	35.5"	37.5"
Packed dimensions:WDH	24"x35.5"x23"	26"x37"x24.5"	28"x41"x26"
User weight	187lbs	187lbs	187lbs
Additional load basket under seat	8lbs	8lbs	8lbs
Additional load bag push handle	6lbs	6lbs	6lbs
Weight folded frame	40lbs	44lbs	46lbs
Rear wheels/air	20"	20"	20"
Air pressure rear wheels	2,5-2,8 bar	2,5-2,8 bar	2,5-2,8 bar
Wheel camber	5 degrees	5 degrees	5 degrees
Seat angle	10 degrees	10 degrees	10 degrees
Seat tilt	approx.0-30 degrees	approx.0-30 degrees	approx.0-30 degrees
Backrest adjustment	110-130 degrees	110-130 degrees	110-130 degrees